

LED T8 - LINEAR REPLACEMENT LAMP
COATED GLASS SERIES
UL TYPE-B



Intertek



PRODUCT DESCRIPTION:

MaxLite LED T8 Linear Replacement Lamps are the ideal energy saving choices when upgrading traditional linear T8 or T12 fluorescent lamps in fixtures containing standard G13 (medium bi-pin) sockets. The LED T8 lamps are designed to provide appropriate light levels while utilizing a dedicated internal driver and require non-shunted G13 medium bi-pin lamp holders. Tested to NSF Standards, these lamps carry the **ETL Sanitation Mark** and are suitable for use in an environment where food intended for human consumption is produced.

FEATURES:

- Wattage:
 - 15W, 4FT, 1,800 lumens, replaces 32W fluorescent T8
 - 18W, 4FT, 2,200 lumens, replaces 32W fluorescent T8
- Universal voltage: 120V-277V applications
- Color Rendering Index (CRI): ≥80
- Beam angle: 330°
- THD <20%
- Power factor: ≥ 0.90
- Easy retrofit into most common linear fluorescent fixtures
- Simple ballast bypass
- Instant on
- **Flicker free**
- Mercury free and virtually no UV or IR light
- Non dimmable
- Suitable for enclosed fixture
- Suitable for dry and damp locations
- ETL Sanitation listed (tested under NSF standard)
- All glass construction with PET coating
- Five year limited warranty
- 50,000 hour life @ L70 standard
- Products L15T5SE4xx-CG4 and L18T5SE4xx-CG4 are listed on the DLC QPL ("xx" = 35, 40 or 50 designating for color temperature)

MODEL SELECTION (Full list of order codes on pg. 2)			Typical order example: L18T8SE440-CG4		
L		T8	SE	4	
FAMILY	WATTAGE	LAMP TYPE	OPERATION	LENGTH	COLOR TEMPERATURE
L= LED Linear	15= 15W 18= 18W	T8= T8 tube	SE= Single-End Power	4= 4 FT	35-CG4= 3500K, Coated Glass 40-CG4= 4000K, Coated Glass 50-CG4= 5000K, Coated Glass






SPECIFICATIONS:

		L15T8SE4xx-CG4	L18T8SE4xx-CG4
ITEM	SPECIFICATION	DETAILS	
GENERAL PERFORMANCE	Power Consumption (W)	15W	18
	Lumens Delivered (lm)	1800	2200
	Efficacy	120 lm/w	122 lm/W
	CRI	≥ 80	
	Beam Angle	330°	
	Color Temperature (CCT)	3500K, 4000K, 5000K	
	Lumen Maintenance (L70)	50,000 Hours	
ELECTRICAL	Power Factor	≥ 0.90	
	Input Voltage	120V-277V, 50/60 Hz	
PHYSICAL	Operating Temperature	-4°F to 113°F	
	Lens	Opal (Frosted) - Coated Glass	
CERTIFICATION	Certification	DLC 4.2, cULus Listed, ETL Sanitation	
	Material Usage	RoHS compliant; no mercury	
	Environment	Dry & Damp	
	Warranty	5 Years	

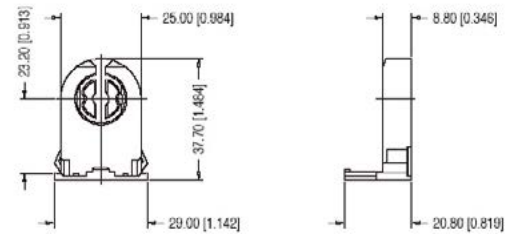
Lighting layouts and spacing criteria available upon request

ORDERING:

ORDER CODE	MODELS	WATTS	LUMENS	EFFICACY (lm/W)	CCT	DIMENSIONS (MOL" x DIA")	CASE QTY
15W T8 MODELS							
1408919	L15T8SE435-CG4	15W	1800	120 lm/W	3500K	47.78" x 1.02"	25 pcs
1408920	L15T8SE440-CG4				4000K		
1408921	L15T8SE450-CG4				5000K		
18W T8 MODELS							
1408922	L18T8SE435-CG4	18W	2200	122 lm/W	3500K	47.78" x 1.02"	25 pcs
1408923	L18T8SE440-CG4				4000K		
1408924	L18T8SE450-CG4				5000K		

ACCESSORIES			
ORDER CODE	MODEL NUMBER	DESCRIPTION	ACCESSORIES IMAGE
73978	G13LPNS	G13 Low Profile Non-Shunted Lamp Holder	
1409026	G13KIT1	1-Lamp Wiring Harness for LED T8 Single-End Powered, Ballast Bypass Lamps	
1409027	G13KIT2	2-Lamp Wiring Harness for LED T8 Single-End Powered, Ballast Bypass Lamps	
1409028	G13KIT3	3-Lamp Wiring Harness for LED T8 Single-End Powered, Ballast Bypass Lamps	
1409029	G13KIT4	4-Lamp Wiring Harness for LED T8 Single-End Powered, Ballast Bypass Lamps	

G13LPNS SOCKET LINE DRAWING:



G13KITX SOCKET LINE DRAWING:

