



LED FLAT PANEL EDGE LIT

MLFP SERIES



2x2



1x4



PRODUCT DESCRIPTION:

Typically used to replace 1'x4', 2'x2' and 2'x4' fluorescent fixtures, the FlatMax Edge Lit LED Flat Panel Series is designed to lay in drop ceilings in offices, schools, and healthcare applications. The flat panels are fully dimmable, and are compatible with building controls, motion sensors, timers, and daylight harvesting systems.

The design of the panels produces an even, consistent shadowless light. The LEDs enable long life, high lumen maintenance, and are low maintenance and constructed without hazardous materials

FEATURES:

- Standard dimming: 0-10V dimming
- 120-277V
- CRI: ≥80
- Fits standard T-bar and narrow grid drop ceilings
- Available in 1'x4', 2'x2' and 2'x4' sizes
- Standard white finish
- IC Rated for direct insulation contact

APPLICATION

FlatMax Edge Lit LED Flat Panels are the ideal energy-efficient replacements for fluorescent fixtures in offices, schools, hospitality, healthcare, and other commercials and industrial applications that require slim installation depth.

MODEL SELECTION (Full list of order codes on pg. 2) Typical order example: MLFP22EP2040EM

MLFP	SIZE	WATTAGE (NOMINAL)	CCT	OPTIONS
MLFP= Flat Panel Edge Lit	14EP= 1'X4' 22EP= 2'X2' 24EP= 2'X4'	20= 20W 30= 30W	35= 3500K 40= 4000K 50= 5000K	(OMIT)= None EM= Battery Backup Unit MS= Bi-Level Motion Sensor

NOTES:

1. In the event of a power failure, the battery backup unit switches to emergency mode and operates the fixture for at 800 lumens for a minimum of 90 minutes
2. EM Models are not DLC qualified

OPTIONAL ACCESSORIES:

ORDER CODE	MODEL NUMBER	DESCRIPTION
99968	MLFPPK1X4-215	1x4 Flat Panel Flange Kit
99969	MLFPPK2X2-215	2x2 Flat Panel Flange Kit
99970	MLFPPK2X4-215	2x4 Flat Panel Flange Kit
100095	MLSMKFP14E-215	1x4 Edge Lit Surface Mount Kit
100996	MLSMKFP22E-215	2x2 Edge Lit Surface Mount Kit
100997	MLSMKFP24E-215	2x4 Edge Lit Surface Mount Kit
102258	MLCHK2X2-215	Cable Hanging Kit for 2x2 Edge Lit Flat Panel (4 Wires)
102259	MLCHK2X4-215	Cable Hanging Kit for 1x4 or 2x4 Edge Lit Flat Panel (6 Wires)
108133	RMHYTHRC-05	Remote Control for Sensor Commissioning

SPECIFICATIONS:

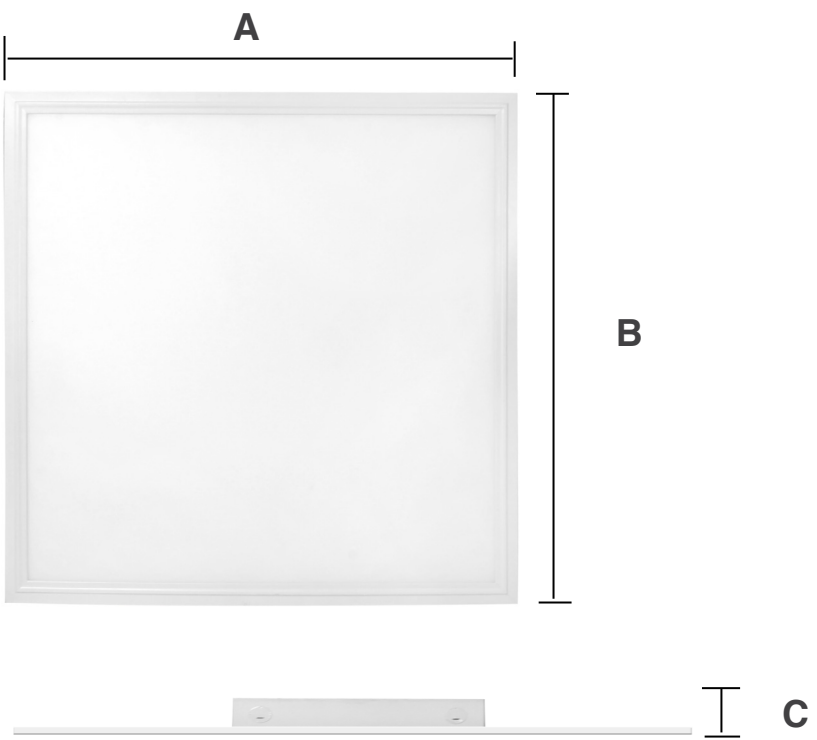

		MLFP14EP20XX	MLFP22EP20XX	MLFP24EP30XX
ITEM	SPECIFICATION	DETAILS		
GENERAL PERFORMANCE	Power Consumption (W)	18.9W	18.8W	27.6W
	Lumens Delivered (lm)	2,422	2,416	3,535
	Efficacy (lm/W)	128 lm/W	129 lm/W	128 lm/W
	CRI	≥80		
	Color Temperature (K)	3500, 4000, 5000		
	L70 Lifetime (Hours)	50,000		
	Color Consistency	Proprietary binning for uniform color		
ELECTRICAL	Power Factor	≥0.99		
	Input Voltage	120-277V		
	Compatible Dimmers	Designed to be compatible with most 0-10V dimmers		
PHYSICAL	Weight	9 lbs.	10.6 lbs	15 lbs
	Mounting	Mounts into standard T-Bar/Grid drop ceiling		
	Operating Temperature	-4°F to 104°F		
	Humidity	20-85% RH, non-condensing		
QUALIFICATION	Qualification	cULus, FCC, DLC 4.3 Premium		
	Material Usage	RoHS compliant; no mercury		
	Environment	Indoor Damp / IC rated		
	Warranty	5 year standard, 10 year eligibility		

Lighting layouts and spacing criteria available upon request

ORDERING:

ORDER CODE	MODEL NUMBER	WATTAGE	CCT	
14099563	MLFP14EP2035	20W	3500K	
14099731	MLFP14EP2035EM			
14099732	MLFP14EP2035MS			
14099564	MLFP14EP2040		20W	4000K
140997733	MLFP14EP2040EM			
140997734	MLFP14EP2040MS			
14099565	MLFP14EP2050			5000K
14099735	MLFP14EP2050EM			
14099736	MLFP14EP2050MS			
14099016	MLFP22EP2035	20W	3500K	
14099737	MLFP22EP2035EM			
14099738	MLFP22EP2035MS			
14099254	MLFP22EP2040		4000K	
14099739	MLFP22EP2040EM			
14099740	MLFP22EP2040MS			
14099018	MLFP22EP2050		5000K	
14099741	MLFP22EP2050EM			
14099742	MLFP22EP2050MS			
14099019	MLFP24EP3035	30W	3500K	
14099743	MLFP24EP3035EM			
14099744	MLFP24EP3035MS			
14099255	MLFP24EP3040		4000K	
14099745	MLFP24EP3040EM			
14099746	MLFP24EP3040MS			
14099021	MLFP24EP3050		5000K	
14099747	MLFP24EP3050EM			
14099748	MLFP24EP3050MS			

DIMENSIONS:



PRODUCT	A	B	C
1x4	47.7"	11.9"	2.2"
2x2	23.8"	23.8"	2.2"
2x4	47.7"	23.8"	2.2"